



Institutional Report

Total Response
Count

11,549

Survey Responses by Campus

Campus	Count	Percent
Kamloops	11,267	98%
Williams Lake	282	2%

Survey Responses by Division

Division	Count	Percent
Faculty of Adventure, Culinary Arts and Tourism	473	4%
Faculty of Arts	2,098	18%
Faculty of Education and Social Work	1,418	12%
Faculty of Law	424	4%
Faculty of Science	3,652	32%
Faculty of Student Development	47	0%
School of Business and Economics	2,147	19%
School of Nursing	1,157	10%
School of Trades and Technology	133	1%

Survey Responses by Department

Department	Count	Percent
Accounting & Finance	580	5%
Adventure Studies	139	1%
Agricultural Related	362	3%
Allied Health	248	2%
Applied Science & Engineering	262	2%
Biological Sciences	726	6%
Career & Experiential Learning	34	0%
Computing Science	408	4%
Construction Trades	89	1%
Counselling, Academic Supports & Assessment	13	0%
Culinary Arts & Retail Meat	45	0%
EC, Elementary & Physical Ed	669	6%
Economics	436	4%
English & Modern Languages	529	5%
English as Second or Add Lang	230	2%
Geography & Environmental Studies	127	1%
Health Care Assistant	227	2%
Human Enterprise & Innovation	426	4%
Journalism, Comm & New Media	272	2%
Law	424	4%
Management, International Business, Information and Supply Chain	450	4%
Marketing	255	2%
Mathematics and Statistics	562	5%
Mechanical and Welding Trades	44	0%
Natural Resource Sciences	267	2%
Nursing	930	8%
Philosophy, History & Politics	278	2%
Physical Sciences	817	7%
Psychology	374	3%
Social Work and Human Service	376	3%
Sociology and Anthropology	333	3%
Tourism Management	289	3%
University & Employment Prep	143	1%

Survey Responses by Course Level

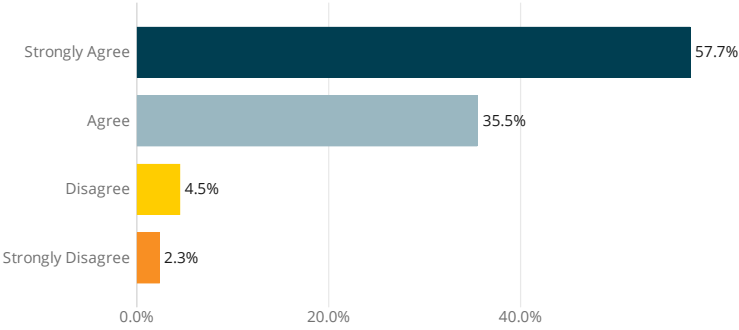
Course Level	Count	Percent
1000	4,191	36%
2000	2,689	23%
3000	2,851	25%
4000	906	8%
5000	392	3%
6000	182	2%
Preparatory	338	3%

Part A. Senate Questions

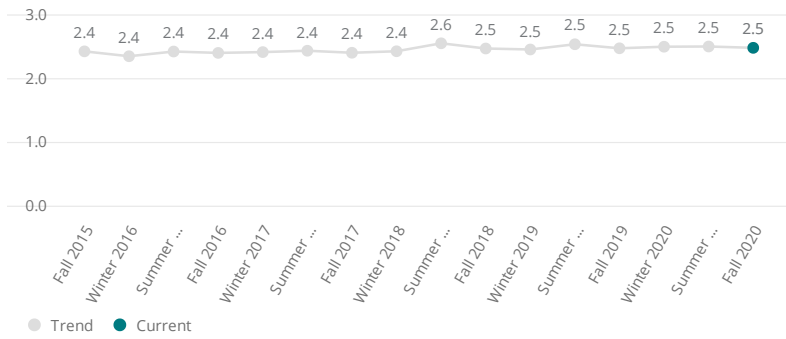
Administered to all courses.

0 = Strongly Disagree, 1 = Disagree, 2 = Agree, 3 = Strongly Agree

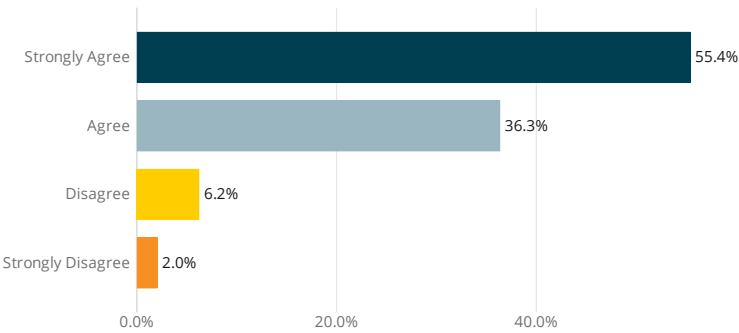
A1. The course was a valuable learning experience for me. 11,271 Responses



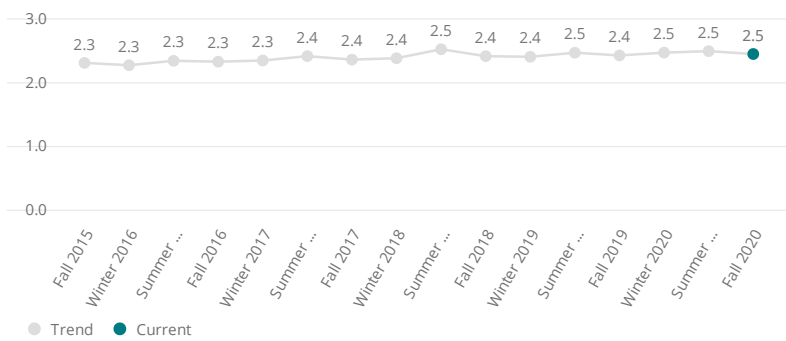
A1. Overall Score by Course Term



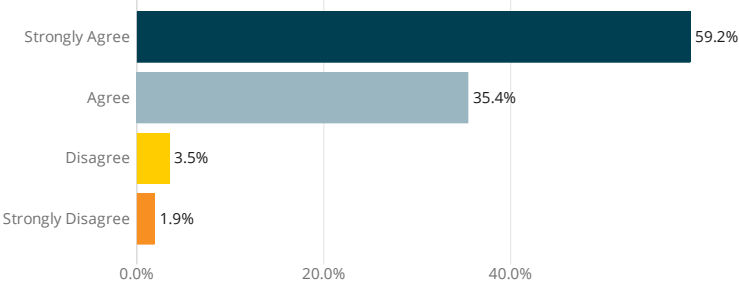
A2. The course challenged me to do my best work. 11,233 Responses



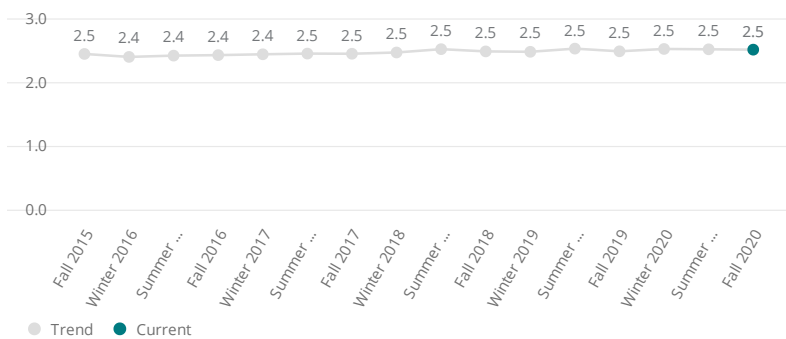
A2. Overall Score by Course Term



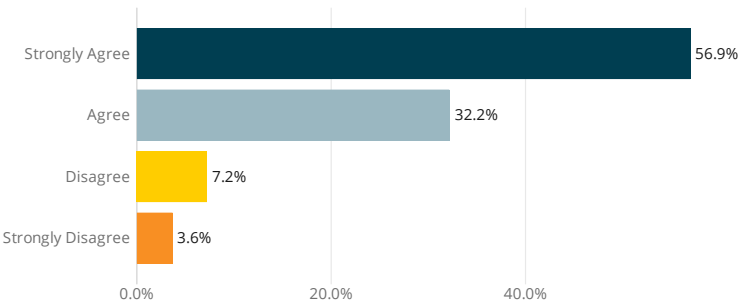
A3. I think the course content reflected the learning outcomes, as stated in the course outline. 11,231 Responses



A3. Overall Score by Course Term



A4. The course experience increased my appreciation for the subject matter. 11,235 Responses



A4. Overall Score by Course Term

